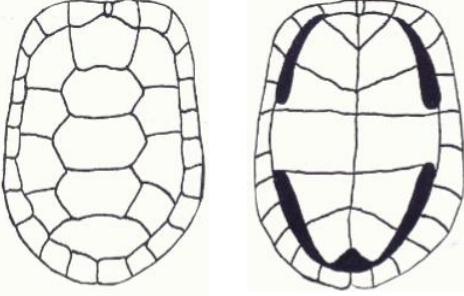
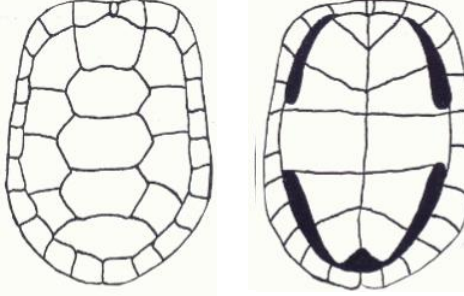
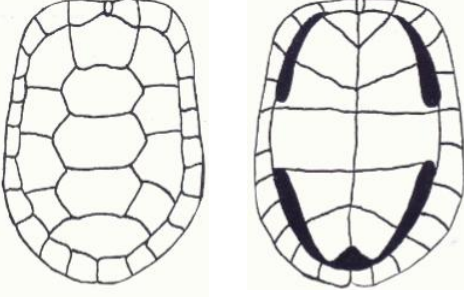
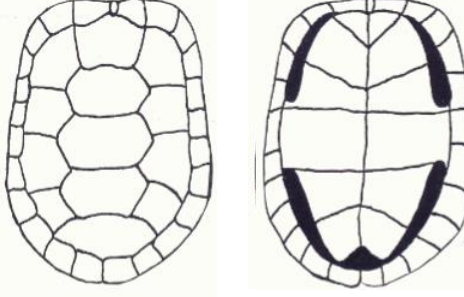


<b>Eastern Box Turtle Individual Form (05/08/2020)</b>		Site Name:	
Northeast Eastern Box Turtle Working Group		Site Code:	
Survey Type: <input type="checkbox"/> Feature OR <input type="checkbox"/> Plot → # <input type="checkbox"/> 1 <input type="checkbox"/> 2 <input type="checkbox"/> 3 <input type="checkbox"/> 4 <input type="checkbox"/> Track Recorded			
Date:	Time:	Visit: <input type="checkbox"/> 1 <input type="checkbox"/> 2 <input type="checkbox"/> 3 <input type="checkbox"/>	
Observer(s): <input type="checkbox"/> Dog Capture			
Turtle ID#:	Sex (M/F/U):	Age (A/J):	
Waypoint ID:	<input type="checkbox"/> Unmarked <input type="checkbox"/> Marked 1st Capture <input type="checkbox"/> Within yr recapture		
Coordinates (dd.dddd):			
SCLmin (mm):	PIT number:		
CW*:	Wear class (right pectoral): <input type="checkbox"/> 0% <input type="checkbox"/> ≤50% <input type="checkbox"/> ≥50% <input type="checkbox"/> ≥90%		
AntSPL*:	Visible annuli: <input type="checkbox"/> gravid <input type="checkbox"/> not gravid		
PostSPL*:	Health: <input type="checkbox"/> lethargy <input type="checkbox"/> URT distress <input type="checkbox"/> sores <input type="checkbox"/> other		
SPLmin (optional):	Injuries: <input type="checkbox"/> tail <input type="checkbox"/> eye <input type="checkbox"/> limb (specify)		
PW*:	Scute morph: <input type="checkbox"/> normal <input type="checkbox"/> irregular (specify below)		
SH*:	Distance to (m)... Ecotone: Mature forest: Shrub/Herb:		
Mass (g):	<input type="checkbox"/> Calipers used Photo ID #s:		
Indicate notches/injuries	Tissue: <input type="checkbox"/> blood <input type="checkbox"/> toenail <input type="checkbox"/> shavings <input type="checkbox"/> other:		
			
Comments:			
*CW = max width of shell; AntSPL = SPL anterior to hinge; PostSPL = SPL posterior to hinge; PW = width of humeral-pectoral seam; SH = maximum shell height			

<b>Eastern Box Turtle Individual Form (05/08/2020)</b>		Site Name:	
Northeast Eastern Box Turtle Working Group		Site Code:	
Survey Type: <input type="checkbox"/> Feature OR <input type="checkbox"/> Plot → # <input type="checkbox"/> 1 <input type="checkbox"/> 2 <input type="checkbox"/> 3 <input type="checkbox"/> 4 <input type="checkbox"/> Track Recorded			
Date:	Time:	Visit: <input type="checkbox"/> 1 <input type="checkbox"/> 2 <input type="checkbox"/> 3 <input type="checkbox"/>	
Observer(s): <input type="checkbox"/> Dog Capture			
Turtle ID#:	Sex (M/F/U):	Age (A/J):	
Waypoint ID:	<input type="checkbox"/> Unmarked <input type="checkbox"/> Marked 1st Capture <input type="checkbox"/> Within yr recapture		
Coordinates (dd.dddd):			
SCLmin (mm):	PIT number:		
CW*:	Wear class (right pectoral): <input type="checkbox"/> 0% <input type="checkbox"/> ≤50% <input type="checkbox"/> ≥50% <input type="checkbox"/> ≥90%		
AntSPL*:	Visible annuli: <input type="checkbox"/> gravid <input type="checkbox"/> not gravid		
PostSPL*:	Health: <input type="checkbox"/> lethargy <input type="checkbox"/> URT distress <input type="checkbox"/> sores <input type="checkbox"/> other		
SPLmin (optional):	Injuries: <input type="checkbox"/> tail <input type="checkbox"/> eye <input type="checkbox"/> limb (specify)		
PW*:	Scute morph: <input type="checkbox"/> normal <input type="checkbox"/> irregular (specify below)		
SH*:	Distance to (m)... Ecotone: Mature forest: Shrub/Herb:		
Mass (g):	<input type="checkbox"/> Calipers used Photo ID #s:		
Indicate notches/injuries	Tissue: <input type="checkbox"/> blood <input type="checkbox"/> toenail <input type="checkbox"/> shavings <input type="checkbox"/> other:		
			
Comments:			
*CW = max width of shell; AntSPL = SPL anterior to hinge; PostSPL = SPL posterior to hinge; PW = width of humeral-pectoral seam; SH = maximum shell height			

<b>Eastern Box Turtle Individual Form (05/08/2020)</b>		Site Name:	
Northeast Eastern Box Turtle Working Group		Site Code:	
Survey Type: <input type="checkbox"/> Feature OR <input type="checkbox"/> Plot → # <input type="checkbox"/> 1 <input type="checkbox"/> 2 <input type="checkbox"/> 3 <input type="checkbox"/> 4 <input type="checkbox"/> Track Recorded			
Date:	Time:	Visit: <input type="checkbox"/> 1 <input type="checkbox"/> 2 <input type="checkbox"/> 3 <input type="checkbox"/>	
Observer(s): <input type="checkbox"/> Dog Capture			
Turtle ID#:	Sex (M/F/U):	Age (A/J):	
Waypoint ID:	<input type="checkbox"/> Unmarked <input type="checkbox"/> Marked 1st Capture <input type="checkbox"/> Within yr recapture		
Coordinates (dd.dddd):			
SCLmin (mm):	PIT number:		
CW*:	Wear class (right pectoral): <input type="checkbox"/> 0% <input type="checkbox"/> ≤50% <input type="checkbox"/> ≥50% <input type="checkbox"/> ≥90%		
AntSPL*:	Visible annuli: <input type="checkbox"/> gravid <input type="checkbox"/> not gravid		
PostSPL*:	Health: <input type="checkbox"/> lethargy <input type="checkbox"/> URT distress <input type="checkbox"/> sores <input type="checkbox"/> other		
SPLmin (optional):	Injuries: <input type="checkbox"/> tail <input type="checkbox"/> eye <input type="checkbox"/> limb (specify)		
PW*:	Scute morph: <input type="checkbox"/> normal <input type="checkbox"/> irregular (specify below)		
SH*:	Distance to (m)... Ecotone: Mature forest: Shrub/Herb:		
Mass (g):	<input type="checkbox"/> Calipers used Photo ID #s:		
Indicate notches/injuries	Tissue: <input type="checkbox"/> blood <input type="checkbox"/> toenail <input type="checkbox"/> shavings <input type="checkbox"/> other:		
			
Comments:			
*CW = max width of shell; AntSPL = SPL anterior to hinge; PostSPL = SPL posterior to hinge; PW = width of humeral-pectoral seam; SH = maximum shell height			

<b>Eastern Box Turtle Individual Form (05/08/2020)</b>		Site Name:	
Northeast Eastern Box Turtle Working Group		Site Code:	
Survey Type: <input type="checkbox"/> Feature OR <input type="checkbox"/> Plot → # <input type="checkbox"/> 1 <input type="checkbox"/> 2 <input type="checkbox"/> 3 <input type="checkbox"/> 4 <input type="checkbox"/> Track Recorded			
Date:	Time:	Visit: <input type="checkbox"/> 1 <input type="checkbox"/> 2 <input type="checkbox"/> 3 <input type="checkbox"/>	
Observer(s): <input type="checkbox"/> Dog Capture			
Turtle ID#:	Sex (M/F/U):	Age (A/J):	
Waypoint ID:	<input type="checkbox"/> Unmarked <input type="checkbox"/> Marked 1st Capture <input type="checkbox"/> Within yr recapture		
Coordinates (dd.dddd):			
SCLmin (mm):	PIT number:		
CW*:	Wear class (right pectoral): <input type="checkbox"/> 0% <input type="checkbox"/> ≤50% <input type="checkbox"/> ≥50% <input type="checkbox"/> ≥90%		
AntSPL*:	Visible annuli: <input type="checkbox"/> gravid <input type="checkbox"/> not gravid		
PostSPL*:	Health: <input type="checkbox"/> lethargy <input type="checkbox"/> URT distress <input type="checkbox"/> sores <input type="checkbox"/> other		
SPLmin (optional):	Injuries: <input type="checkbox"/> tail <input type="checkbox"/> eye <input type="checkbox"/> limb (specify)		
PW*:	Scute morph: <input type="checkbox"/> normal <input type="checkbox"/> irregular (specify below)		
SH*:	Distance to (m)... Ecotone: Mature forest: Shrub/Herb:		
Mass (g):	<input type="checkbox"/> Calipers used Photo ID #s:		
Indicate notches/injuries	Tissue: <input type="checkbox"/> blood <input type="checkbox"/> toenail <input type="checkbox"/> shavings <input type="checkbox"/> other:		
			
Comments:			
*CW = max width of shell; AntSPL = SPL anterior to hinge; PostSPL = SPL posterior to hinge; PW = width of humeral-pectoral seam; SH = maximum shell height			