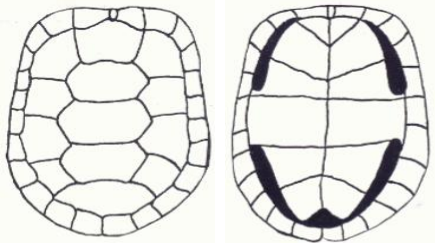
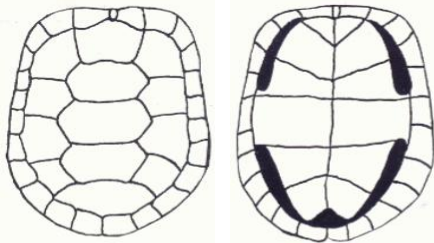
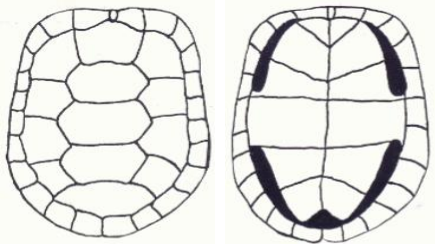
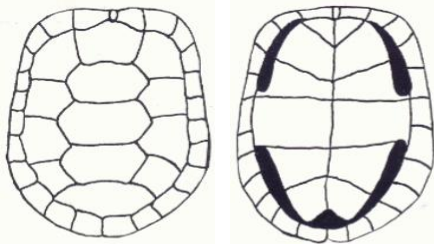


<b>EBT Managment Individual Form (05/08/2020)</b>		Site Name:	
Northeast Eastern Box Turtle Working Group		Site Code:	
Survey Plot #:	<input type="checkbox"/> Track Recorded	Date:	Time:
Observer(s):	<input type="checkbox"/> Dog capture		
Turtle ID#:	Sex (M/F/U):	Age (A/J):	Waypoint ID:
Capture Type: <input type="checkbox"/> Unmarked <input type="checkbox"/> Marked 1st Capture <input type="checkbox"/> Within yr recapture			
Coordinates (dd.dddd):			
SCLmin (mm):	PIT number:		
CW*:	Wear class (right pectoral): <input type="checkbox"/> 0% <input type="checkbox"/> ≤50% <input type="checkbox"/> ≥50% <input type="checkbox"/> ≥90%		
AntSPL*:	Visible annuli: <input type="checkbox"/> gravid <input type="checkbox"/> not gravid		
PostSPL*:	Health: <input type="checkbox"/> lethargy <input type="checkbox"/> URT distress <input type="checkbox"/> sores <input type="checkbox"/> dead <input type="checkbox"/> other		
SPLmin (optional):	Injuries: <input type="checkbox"/> tail <input type="checkbox"/> eye <input type="checkbox"/> limb (specify)		
PW*:	Scute morph: <input type="checkbox"/> normal <input type="checkbox"/> irregular (specify below)		
SH*:	Distance to (m)... Ecotone: Mature forest: Shrub/Herb:		
Mass (g):	Calipers used <input type="checkbox"/>	Photo ID #s:	
Condition: burned skin, charred shell, desicated egg sac, other:			
Indicate notches/injuries	Tissue: <input type="checkbox"/> blood <input type="checkbox"/> toenail <input type="checkbox"/> shavings <input type="checkbox"/> other:		
			
Comments:			
*CW = max width of shell; AntSPL = SPL anterior to hinge; PostSPL = SPL posterior to hinge; PW = width of humeral-pectoral seam; SH = maximum shell height			

<b>EBT Managment Individual Form (05/08/2020)</b>		Site Name:	
Northeast Eastern Box Turtle Working Group		Site Code:	
Survey Plot #:	<input type="checkbox"/> Track Recorded	Date:	Time:
Observer(s):	<input type="checkbox"/> Dog capture		
Turtle ID#:	Sex (M/F/U):	Age (A/J):	Waypoint ID:
Capture Type: <input type="checkbox"/> Unmarked <input type="checkbox"/> Marked 1st Capture <input type="checkbox"/> Within yr recapture			
Coordinates (dd.dddd):			
SCLmin (mm):	PIT number:		
CW*:	Wear class (right pectoral): <input type="checkbox"/> 0% <input type="checkbox"/> ≤50% <input type="checkbox"/> ≥50% <input type="checkbox"/> ≥90%		
AntSPL*:	Visible annuli: <input type="checkbox"/> gravid <input type="checkbox"/> not gravid		
PostSPL*:	Health: <input type="checkbox"/> lethargy <input type="checkbox"/> URT distress <input type="checkbox"/> sores <input type="checkbox"/> dead <input type="checkbox"/> other		
SPLmin (optional):	Injuries: <input type="checkbox"/> tail <input type="checkbox"/> eye <input type="checkbox"/> limb (specify)		
PW*:	Scute morph: <input type="checkbox"/> normal <input type="checkbox"/> irregular (specify below)		
SH*:	Distance to (m)... Ecotone: Mature forest: Shrub/Herb:		
Mass (g):	Calipers used <input type="checkbox"/>	Photo ID #s:	
Condition: burned skin, charred shell, desicated egg sac, other:			
Indicate notches/injuries	Tissue: <input type="checkbox"/> blood <input type="checkbox"/> toenail <input type="checkbox"/> shavings <input type="checkbox"/> other:		
			
Comments:			
*CW = max width of shell; AntSPL = SPL anterior to hinge; PostSPL = SPL posterior to hinge; PW = width of humeral-pectoral seam; SH = maximum shell height			

<b>EBT Managment Individual Form (05/08/2020)</b>		Site Name:	
Northeast Eastern Box Turtle Working Group		Site Code:	
Survey Plot #:	<input type="checkbox"/> Track Recorded	Date:	Time:
Observer(s):	<input type="checkbox"/> Dog capture		
Turtle ID#:	Sex (M/F/U):	Age (A/J):	Waypoint ID:
Capture Type: <input type="checkbox"/> Unmarked <input type="checkbox"/> Marked 1st Capture <input type="checkbox"/> Within yr recapture			
Coordinates (dd.dddd):			
SCLmin (mm):	PIT number:		
CW*:	Wear class (right pectoral): <input type="checkbox"/> 0% <input type="checkbox"/> ≤50% <input type="checkbox"/> ≥50% <input type="checkbox"/> ≥90%		
AntSPL*:	Visible annuli: <input type="checkbox"/> gravid <input type="checkbox"/> not gravid		
PostSPL*:	Health: <input type="checkbox"/> lethargy <input type="checkbox"/> URT distress <input type="checkbox"/> sores <input type="checkbox"/> dead <input type="checkbox"/> other		
SPLmin (optional):	Injuries: <input type="checkbox"/> tail <input type="checkbox"/> eye <input type="checkbox"/> limb (specify)		
PW*:	Scute morph: <input type="checkbox"/> normal <input type="checkbox"/> irregular (specify below)		
SH*:	Distance to (m)... Ecotone: Mature forest: Shrub/Herb:		
Mass (g):	Calipers used <input type="checkbox"/>	Photo ID #s:	
Condition: burned skin, charred shell, desicated egg sac, other:			
Indicate notches/injuries	Tissue: <input type="checkbox"/> blood <input type="checkbox"/> toenail <input type="checkbox"/> shavings <input type="checkbox"/> other:		
			
Comments:			
*CW = max width of shell; AntSPL = SPL anterior to hinge; PostSPL = SPL posterior to hinge; PW = width of humeral-pectoral seam; SH = maximum shell height			

<b>EBT Managment Individual Form (05/08/2020)</b>		Site Name:	
Northeast Eastern Box Turtle Working Group		Site Code:	
Survey Plot #:	<input type="checkbox"/> Track Recorded	Date:	Time:
Observer(s):	<input type="checkbox"/> Dog capture		
Turtle ID#:	Sex (M/F/U):	Age (A/J):	Waypoint ID:
Capture Type: <input type="checkbox"/> Unmarked <input type="checkbox"/> Marked 1st Capture <input type="checkbox"/> Within yr recapture			
Coordinates (dd.dddd):			
SCLmin (mm):	PIT number:		
CW*:	Wear class (right pectoral): <input type="checkbox"/> 0% <input type="checkbox"/> ≤50% <input type="checkbox"/> ≥50% <input type="checkbox"/> ≥90%		
AntSPL*:	Visible annuli: <input type="checkbox"/> gravid <input type="checkbox"/> not gravid		
PostSPL*:	Health: <input type="checkbox"/> lethargy <input type="checkbox"/> URT distress <input type="checkbox"/> sores <input type="checkbox"/> dead <input type="checkbox"/> other		
SPLmin (optional):	Injuries: <input type="checkbox"/> tail <input type="checkbox"/> eye <input type="checkbox"/> limb (specify)		
PW*:	Scute morph: <input type="checkbox"/> normal <input type="checkbox"/> irregular (specify below)		
SH*:	Distance to (m)... Ecotone: Mature forest: Shrub/Herb:		
Mass (g):	Calipers used <input type="checkbox"/>	Photo ID #s:	
Condition: burned skin, charred shell, desicated egg sac, other:			
Indicate notches/injuries	Tissue: <input type="checkbox"/> blood <input type="checkbox"/> toenail <input type="checkbox"/> shavings <input type="checkbox"/> other:		
			
Comments:			
*CW = max width of shell; AntSPL = SPL anterior to hinge; PostSPL = SPL posterior to hinge; PW = width of humeral-pectoral seam; SH = maximum shell height			